

WAZU-FK / EX-Active

Material: PA, V0 nach UL 94
Farbe: schwarz / blau-schwarz
Dichteinsatz: Elastomer
O-Ring: NBR
Einsatztemperatur: -20 °C bis 85 °C
Schutzart: IP 68
Zertifikate: BVS 14 ATEX E 025 X
IECEx BVS 14.0020 X

Material: PA (nylon), V0 acc. to UL 94
Colour: black / blue-black
Sealing insert: elastomer
O-ring: NBR
Temperature range: -20 °C to 85 °C
Protection type: IP 68
Certificates: BVS 14 ATEX E 025 X
IECEx BVS 14.0020 X

Ex e



184.84
184.86

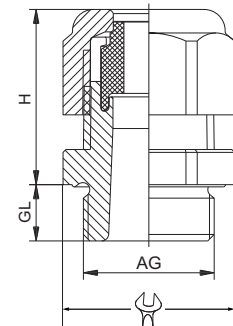
Weitere internationale Zulassungen vorhanden

Further international approvals available



II 2G Ex eb IIC Gb
II 1D Ex ta IIIC Da
Class I Div 2 Groups A, B, C, D
Class II Div 1 Groups E, F, G

Gewinde Entry Thread AG	 mm	 mm	H mm	GL mm	HSK-K-FLAKA- Ex-Active	HUGRO No.
M 20 x 1,5	12,0 x 7	27	28	9	1.582.2017.5x	184.2002.AC.8x
M 20 x 1,5	14,0 x 6	27	28	9	1.582.2018.5x	184.2003.AC.8x
M 25 x 1,5	14,0 x 6	33	30	11	1.582.2500.5x	184.2501.AC.8x
M 25 x 1,5	14,0 x 7	33	30	11	1.582.2501.5x	184.2502.AC.8x
M 32 x 1,5	22,0 x 8	42	38	13	1.582.3200.5x	184.3201.AC.8x
M 40 x 1,5	28,5 x 10	53	45	13	1.582.4000.5x	184.4001.AC.8x
M 40 x 1,5	29,0 x 5,5	53	45	13	1.582.4001.5x	184.4002.AC.8x
M 40 x 1,5	30,5 x 12	53	45	13	1.582.4002.5x	184.4003.AC.8x
M 40 x 1,5	31,0 x 7,5	53	45	13	1.582.4003.5x	184.4004.AC.8x
M 50 x 1,5	33,5 x 11,5	60	47	13	1.582.5000.5x	184.5001.AC.8x
1/2" NPT	12,0 x 7	27	28	13	1.582.1217.7x	184.1902.AC.8x
1/2" NPT	14,0 x 6	27	28	13	1.582.1218.7x	184.1903.AC.8x
3/4" NPT	14,0 x 6	33	30	14	1.582.3400.7x	184.3501.AC.8x
3/4" NPT	14,0 x 7	33	30	14	1.582.3401.7x	184.3502.AC.8x
1" NPT	22,0 x 8	42	38	19	1.582.1000.7x	154.7501.AC.8x
1 1/4" NPT	22,0 x 8	46/42	38	16	1.582.5400.7x	184.7601.AC.8x
1 1/2" NPT	28,5 x 10	53	45	20	1.582.6400.7x	184.7701.AC.8x
1 1/2" NPT	29,0 x 5,5	53	45	20	1.582.6401.7x	184.7702.AC.8x
1 1/2" NPT	30,5 x 12	53	45	20	1.582.6402.7x	184.7703.AC.8x
1 1/2" NPT	31,0 x 7,5	53	45	20	1.582.6403.7x	184.7704.AC.8x



Bestell-Nr. sind zu ergänzen:

Reference numbers have to be completed:

schwarz / black	x = 1	= 86
blau-schwarz / blue-black	x = 2	= 84

Weitere Ausführungen auf Anfrage Further versions on request

Einbauhinweis Flachkabel-Dichteinsatz:

Das verwendete Kabel darf maximal 1 mm in der Länge und maximal 1 mm in der Breite den vom Hersteller angegebenen Klemmbereich unterschreiten. Die Geometrien des Kabels und des Lochbildes müssen übereinstimmen (an den Seiten halbrund oder gerade).

Installation Instructions flat cable inserts:

The clamping range of the cable used may not deviate from the manufacturer-specified minimum values by more than 1 mm in length and 1 mm in width. The geometries of the cable and the insert hole must be compatible (semicircular or straight at the sides).